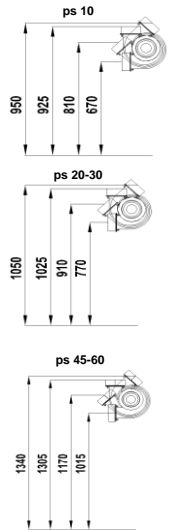
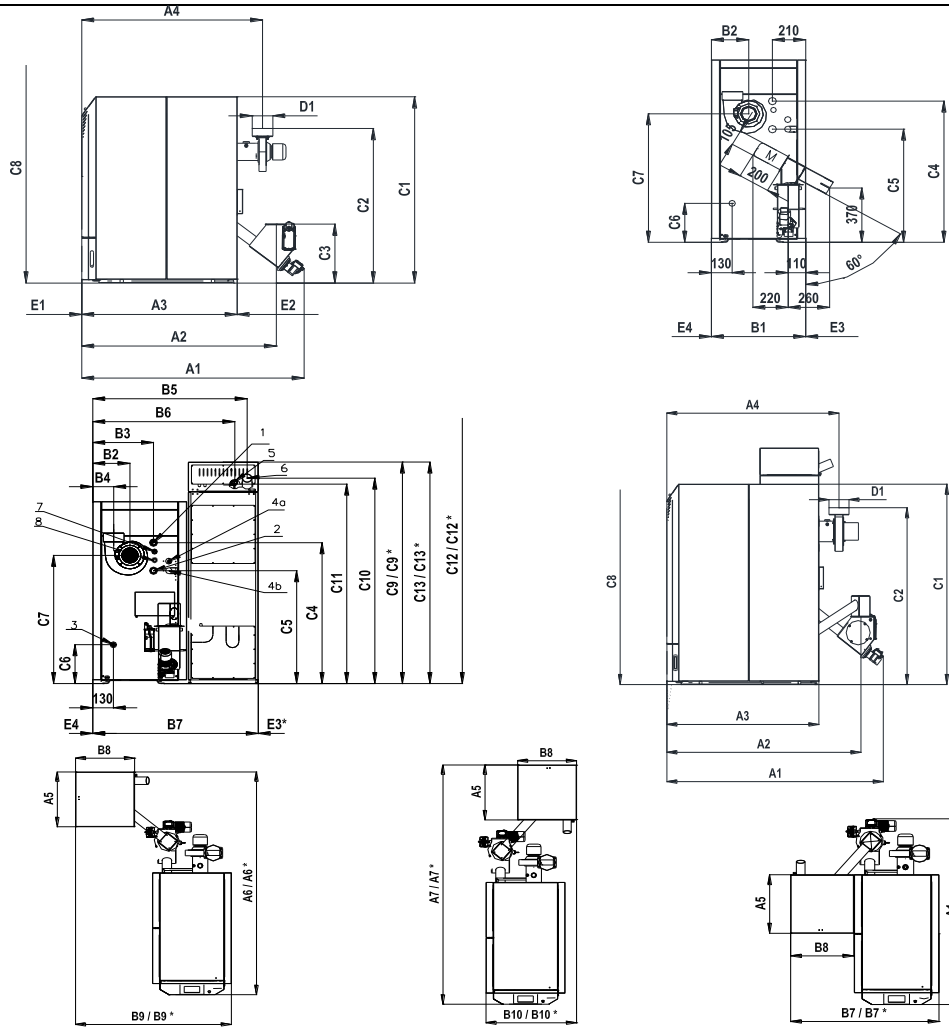


HERZ pelletstar 10-60

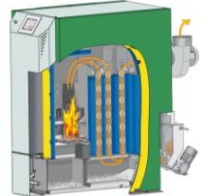
Standard specification sheet

Vers. 3.0



	pelletstar	10	20	30	45	60
	Power range - Declaration at nameplate [kW]	3,5 - 12,0	6,1 - 20,0	6,1 - 30,0	13,0 - 45,0	13,0 - 60,0
	Power range - measured [kW]	3,5 - 12,0	6,1 - 20,0	6,1 - 30,9	13,0 - 46,5	13,0 - 60,3
	Continuance of combustion max. [h]	-	-	-	-	-
A1	Length	1400	1400	1400	1620	1620
A2	Length	1235	1235	1235	1455	1455
A3	Length	900	980	980	1140	1140
A4	Length	1065	1140	1140	1290	1290
A5	Length	440	440	440	440	440
A6 / A6*	Length with hopper PS10-30 / * with hopper PS 10-60	1785 / 1785	1785 / 1785	1785 / 1785	2010	2010
A7 / A7*	Length with hopper PS10-30 / * with hopper PS 10-60	1930 / 1990	1930 / 1990	1930 / 1990	2210	2210
B1	Width	590	590	590	750	750
B2	Width	235	235	235	295	295
B3	Width	380	380	380	525	525
B4	Width	130	130	130	180	180
B5	Width	970	970	970	1125	1125
B6	Width	890	890	890	1045	1045
B7 / B7*	Width with hopper PS10-30 / * with hopper PS 10-60	1035 / 1035	1035 / 1035	1035 / 1035	1195	1195
B8	Width	440	440	440	440	440
B9 / B9*	Width with hopper PS10-30 / * with hopper PS 10-60	1180 / 1235	1180 / 1240	1180 / 1240	1400	1400
B10/B10*	Width with hopper PS10-30 / * with hopper PS 10-60	660 / 660	655 / 660	655 / 660	660	660
C1	Height	1130	1230	1230	1480	1480
C2	Height	925	1025	1025	1305	1305
C3	Height	390	390	390	505	505
C4	Height	860	960	960	1200	1200
C5	Height	670	770	770	1015	1015
C6	Height	265	265	265	265	265
C7	Height	770	870	870	1135	1135
C8	minimum ceiling height boiler	1500	1600	1600	2100	2100
C9 / C9*	Height suction hopper PS10-30 / * suction hopper PS10-60	1510 / 1755	1510 / 1755	1510 / 1755	1755	1755
C10	Height	1395	1395	1395	1645	1645
C11	Height	1355	1355	1355	1605	1605
C12/C12*	minimum ceiling height by hopper execution	1800 / 2100	1800 / 2100	1800 / 2100	2100	2100
C13/C13*	Height reservoir PS10-30 / * reservoir PS10-60	1350 / 1597	1350 / 1597	1350 / 1597	1597	1597
D1	Diameter flue pipe	130	130	130	150	150
E1	minimal gap front	750	750	750	750	750
E2	minimal gap rear	500	500	500	600	600
E3	minimal gap left (without hopper)	750	750	750	750	750
E3*	minimal gap left (with hopper)	500	500	500	500	500
E4	minimal gap right	150	150	150	150	150

Mounting dimensions in [mm]



pelletstar 10/20/30: 1...Flow(1"/IG), 2...Return flow(1" IG), 3...filling/depletion (1/2" IG), 7... thermowell for feeler additional boiler (1/2")
 pelletstar 45/60: 1...Flow(6/4" IG), 2...Return flow(6/4" IG), 3...filling/depletion (1/2"), 4 a...Safety heat exchanger - Input (1/2" IG), 4 b...Safety heat exchanger - Output (1/2" IG), thermowell for feeler additional boiler (1/2"), 8... sleeve for feeler thermal flow protection (1/2")
 pelletstar 10/20/30/45/60: 5...Suction-turbine Return Pipe Øa 45, 6...Suctiontube-connection Øa 60

HERZ pelletstar 10-60

Standard specification sheet

Vers. 3.0

pelletstar	10	20	30	45	60
Inserting Dimensions					
Length	865	940	940	1140	1140
Width	590	590	590	750	750
Height	1130	1230	1230	1480	1480
Weight of boiler [kg]	261	310	310	518	518
Weight of hopper [kg] ^{1 PS10-30, 2 PS10-60}	42,5 ¹	42,5 ¹	42,5 ¹	48,5 ²	48,5 ²
Weight of suction hopper [kg] ^{1 PS10-30, 2 PS10-60}	60,5 ¹	60,5 ¹	60,5 ¹	66,5 ²	66,5 ²
Volume of suction hopper [litr] / [kg] ^{1 PS10-30, 2 PS10-60}	86 / 56 ¹	86 / 56 ¹	86 / 56 ¹	109 / 71 ²	109 / 71 ²
Volume of hopper [litr] / [kg] ^{1 PS10-30, 2 PS10-60}	165 / 107 ¹	165 / 107 ¹	165 / 107 ¹	195 / 127 ²	195 / 127 ²
Energy content suction hopper [kWh] / hopper [kWh]	274 / 524 ¹	274 / 524 ¹	274 / 524 ¹	348 / 622 ²	348 / 622 ²
Volume ash drawer combustion chamber [dm ³]	14	14	14	35	35
Volume ash drawer heat exchanger [dm ³]	11	13	13	23	23
min./max. delivery pressure [mbar]	0,05/0,10	0,05/0,10	0,05/0,10	0,05/0,10	0,05/0,10
operating overpressure Min / Max [bar]	1,5 / 3	1,5 / 3	1,5 / 3	1,5 / 3	1,5 / 3
max. operating temperature [°C]	95	95	95	95	95
Max. setting Safetytemperaturelimiter - STL [°C]	95	95	95	95	95
Water capacity [litr.]	55	78	78	178	178
Electrical connection [V,Hz,A] / delivery rate [kW]	230,50,16/2,0				
Resistance of boiler at dt=35K [mbar]**	-	-	-	-	-
Resistance of boiler at dt=20K [mbar]*	4,4	4	8,6	3,7	6,4
Resistance of boiler at dt=10K [mbar]*	17,1	14,9	32,4	14,2	25,6
min. Flow rate dt=18K [kg/h]	764	1003	1433	2150	2866
Flow rate dt=15K [kg/h]	920	1207	1724	2586	3448
Electric power consumption, nominal load [kW]*	0,082	0,087	0,107	0,098	0,116
Electric power consumption, part load [kW]*	0,061	0,055	0,055	0,063	0,063
Size of heat exchanger [m2]	0,81	1,26	1,26	2,82	2,82
Grate surface [m ²]	0,0123	0,0123	0,0123	0,0238	0,0238
Volume combustion chamber [m ³]	0,01944	0,02552	0,02552	0,072	0,072
Opening temperature thermal safety valve [°C]	-	-	-	95	95
Number of thermal safety valve	-	-	-	1	1
Heat exchanger - Number of conduits / tubes [qty.]	2 / 1x3;2x3	2 / 2x3;2x3	2 / 2x3;2x3	2 / 2x5;2x5	2 / 2x5;2x5
minimum flow safety heat exchanger [litr/h]	-	-	-	>1200	>1200
minimum pressure cold water [bar]	-	-	-	2	2
Area safety heat exchanger [m ²]	-	-	-	0,12	0,12
Recommended minimum buffer volume [litr.]	300-500	500-800	800-1000	1000-1500	1000-1500
Emission - Nominal load					
Exhaust gas temperature [°C]	-130	-120	-150	-110	-130
Mass flow flue gas [kg/s] **	0,0085 **	0,013	0,019	0,026	0,035
Mass flow flue gas [m ³ /h] **	23,6	35,8	53,0	71,8	97,3
Mass flow flue gas [***Om ³ /h] **	34,8	51,5	82,0	100,7	143,5
CO2 content [Vol. %]*	11,71	12,37	12,74	14,6	14,44
Efficiency [%]*	91,8	92,9	92,6	94,4	93,7
Emission - Part load					
Exhaust gas temperature [°C]	-85	-85	-85	-85	-85
Mass flow flue gas [kg/s] **	0,0031 **	0,0050	0,0050	0,0094	0,0094
Mass flow flue gas [m ³ /h] **	8,6	14,0	14,0	26,1	26,1
Mass flow flue gas [***Om ³ /h] **	11,3	18,0	18,0	34,3	34,3
CO2 content [Vol. %]*	9,22	9,54	9,54	11,9	11,9
Efficiency [%]*	90,4	91,5	91,5	93,7	93,7
Test reports					
Test report - reference number	39-10592/T2	39-10592/T3	39-10592/T3	39-10592/T1	39-10592/T1
Test report - approval number	-	-	-	-	-
Testing institute	SZU	SZU	SZU	SZU	SZU
* measured value acc. to Test report ** calculated with fuel values from test report *** cubic metres at operating pressure with fuel values from test report					
power input					
induced draught fan [kW]	0,044	0,044	0,044	0,088	0,088
induced d.f.-cross s. of electric cable [mm ²]/amount of wires	1,5 / 3+3	1,5 / 3+3	1,5 / 3+3	1,5 / 3+3	1,5 / 3+3
ignition fan [kW]	1,6	1,6	1,6	1,6	1,6
ignition fan - cross s. of electric cable [mm ²] / amount of wires	1,5 / 3	1,5 / 3	1,5 / 3	1,5 / 3	1,5 / 3
Stoker screw [kW]; (nominal torque of motor [Nm])	0,06 (max. 23,5)	0,06 (max. 23,5)	0,06 (max. 23,5)	0,06 (max. 23,5)	0,06 (max. 23,5)
Stoker screw - cross s. of electric cable [mm ²] / amount of w.	0,75 / 3	0,75 / 3	0,75 / 3	0,75 / 3	0,75 / 3
Grate ash discharge [kW]; (nominal torque of motor [Nm])	0,085 (67,2)	0,085 (67,2)	0,085 (67,2)	0,085 (67,2)	0,085 (67,2)
Grate ash discharge-cross s. of electric c.[mm ²]/amount of w.	0,75 / 3	0,75 / 3	0,75 / 3	0,75 / 3	0,75 / 3
Heat exchanger [kW]; (nominal torque of motor [Nm])	0,085 (67,2)	0,085 (67,2)	0,085 (67,2)	0,085 (67,2)	0,085 (67,2)
Heat exchanger-cross s. of electric c. [mm ²] /amount of wires	0,75 / 3	0,75 / 3	0,75 / 3	0,75 / 3	0,75 / 3
boiler total w/o discharge system [kW]					
discharge systems					
agitator [kW]	0,37	0,37	0,37	0,37	0,37
suction system [kW]	0,18	0,18	0,18	0,18	0,18
flexible auger system [kW]	0,06	0,06	0,06	0,06	0,06
Acceptable fuel: Wood pellets Quality level A1 according to EN 14961-2. Diameter 6mm according to ONORM M 7135, DIN plus, SwissPellets or ENplus.					
Changes in the sense of the technical progress reserve!					